


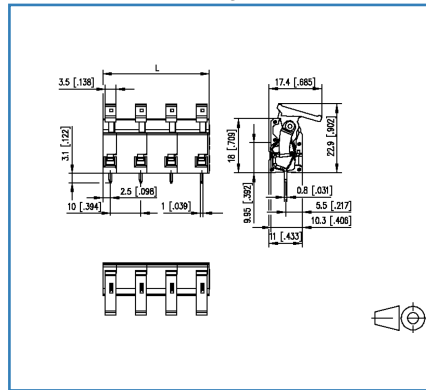
Data sheet

ST059xxHBNC AST059

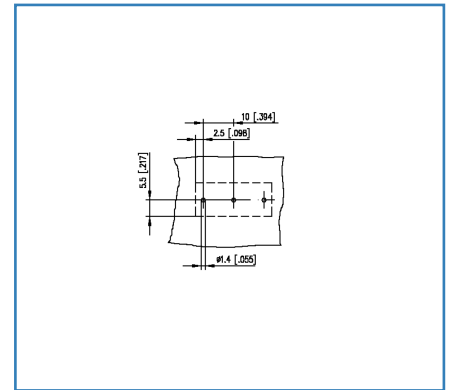
Illustrations



Dimensional drawing



Drill pattern





See enlarged drawings at the end of document

Product specification

- spring clamp terminal block, solderable
- centerline 10.00 mm, direction of connection 90°
- fittable without loss of poles
- color black
- eccentric lever

Technical Data

| General Data | | | |
|---|--|--------|--------|
| Solder pin length | 3.1 mm | | |
| min. number of poles | 2 | | |
| max. number of poles | 12 | | |
| Insulating material class | CTI 600 | | |
| clearance/creepage dist. | 9 mm | | |
| protection category | IP20 | | |
| Min. insul. strip length | 6 mm | | |
| Overvoltage category | III | III | II |
| Pollution degree | 3 | 2 | 2 |
| Rated voltage | 500 V | 1000 V | 1000 V |
| Rated test voltage | 6 kV | 6 kV | 6 kV |
| Connection Data | | | |
| rat.wiring solid AWGmax | 0.08 mm ² - 2.5 mm ² / AWG 28 - AWG 12 | | |
| rat.wiring strand.AWGmax | 0.08 mm ² - 2.5 mm ² / AWG 28 - AWG 12 | | |
| Approvals | | | |
|  V / A / AWG | 600 / 12 / 28 - 12 | | |
| approval UL - File No. | E121004 | | |
|  2.5 mm ² | 500 V / 6 kV / 19 A | | |
| Material | | | |
| insulating material | PA66 | | |
| flammability class | V0 | | |
| spring material | Spring steel | | |
| contact material | CuSn | | |
| contact surface | Sn | | |
| Glow-Wire Flammability GWFI | 960 °C acc. to IEC 60695-2-12 | | |
| Glow-Wire Flammability GWIT | 775 °C acc. to IEC 60695-2-13 | | |
| Climatic Data | | | |
| upper limit temperature | 105 °C | | |
| lower limit temperature | -40 °C | | |
| General | | | |
| Tolerance | ISO 2768 -mH | | |
| Solderability | Acc. to JEDEC JESD22-B102E 245°C/5s | | |

© 2019 METZ CONNECT - Technische Änderungen vorbehalten! Subject to modifications! Sous réserve de modifications techniques!

Accessories

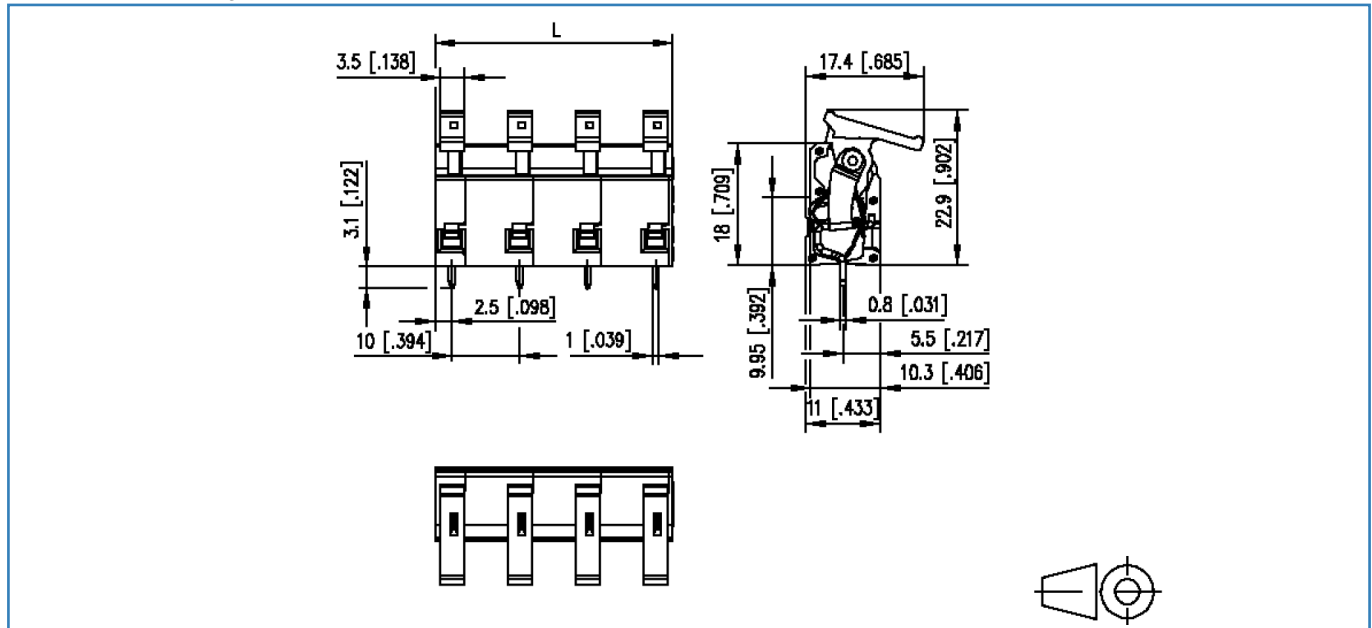
| P/N | Designation |
|----------------|--------------------|
| AST0590602-000 | ST059xxHBNC AST059 |

© 2019 METZ CONNECT - Technische Änderungen vorbehalten! Subject to modifications! Sous réserve de modifications techniques!



Illustrations

Dimensional drawing



$L = (\text{pole size} - 1) \times \text{centerline} + 5 \text{ mm} [0.197]$

Illustrations

Drill pattern

